



# CM48 Series

## IR Illuminator



CaMate

### Continuous Variable Angle Technology · Adjustable Beam Angle · High Uniformity

CaMate CM48 is a series of professional IR illuminators designed with VIVOTEK's Continuous Variable Angle Technology (CVA Tech), providing highly efficient intensity and uniform distribution to fit 10° ~ 180° FOV via adjustable beam angles up to 250 meters. The series offers multiple options for outdoor and long-distance in many applications such as traffic LPR/ANPR, airports, parking lots and many more.

The CM48 series delivers accurate image quality with special beam pattern designs such as circular (-1040), elliptical (-2040/4080) and rectangular (-90120/180), as well as 180° illumination for panoramic Multiple-sensor solutions (-180), providing high intensity and uniformity without hot spots or overexposure issues. The radiant power of the LED's are effectively projected on to the surveillance area. All ranges of

variable angles can maintain highly efficient functionality while also conserving energy.

Thanks to CVA Tech, this series can adjust beam angles according to different installation distances, which make it easy to install. Further, an optional remote control provides users quick and easy to set-up the IR LED from the ground site. To meet the demands of different scenarios, the CM48 series is compatible with a variety of accessories, such as brackets, wall mounts and alignment tools. With the added support and flexibility of an abundance of accessories, the CM48 series is an excellent intelligent IR illuminator for optimizing your video performance in dark or low-light surveillance.

### Key Features

- Continuous Variable Angle Technology (CVA Tech)
- Variable Field of View 10° ~ 180°
- Adjustable Beam Angle up to 250 Meters
- High Uniformity without Hot Spots and Overexposure
- Accurate Image Quality with Special Beam Patterns for Different Solutions: Circular, Elliptical and Rectangular
- Extreme Weather Support
- Weather-proof IP68- and Vandal-proof IK10-rated Housing
- Flexible Installation
- Five-year Warranty

# Technical Specifications

Model	CM48I8-1040	CM48I8-2040	CM48I8-4080	CM48I8-90120	CM48I8-180
-------	-------------	-------------	-------------	--------------	------------

## Illumination Map



## Product Information

Beam Angle(Horizontal)	10° ~ 40°	20° ~ 40°	40° ~ 80°	90° ~ 120°	180°
Distance	100 ~ 250 m (328 ~ 820 ft)	120 ~ 200 m (394 ~ 656 ft)	60 ~ 90 m (197 ~ 295 ft)	45 ~ 55 m (148 ~ 180 ft)	40 m (131 ft)
Beam Pattern	Circular	Elliptical	Elliptical	Rectangular	Rectangular
LED Array	24 pcs LED				
Wavelength	850nm				
External Input	IR ON/OFF control				
External Output	Day/Night switching				
Automatic IR On/Off	Controlled by Light Sensor				
Light Sensor Sensitivity	1/5/10/30(default)/50/100% (Max. 1000 Lux) (accessed via CaMate remote/RS-485 control)				
Adjustable IR Power	20% ~ 100 % (accessed via CaMate remote/RS-485 control)				

## General

Power Input	12~24V DC ±10%, 24V AC(50/60Hz) ±10% (14.5VDC current controlled)
Power Consumption	Max. 48W
Operating Temperature	-40 °C ~ +60 °C (-104 °F ~ +140 °F)
Working Temperature	-50 °C ~ +60 °C (-122 °F ~ +140 °F)
Dimensions	220 x 160 x 73 mm (8.6 x 6.3 x 2.9 inch)
Weight	2.1 kg
Cable Length	0.75 m (2.46 ft) UL AWM
Casing	IP68, IK10
Safety Certifications	IEC 62471, EN 50130-4, CE: EN61000-6-3, EN60598-1, EN60598-2-5, FCC ClassB, EN60529
Humidity	90%
Warranty	5 years

## Included Accessories

Bracketry	U-Type Bracket (134 x 34 x 81.5 mm)
-----------	-------------------------------------

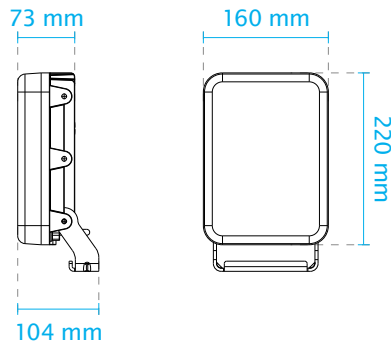
## Optional Parts

### Ordering Information - Optional LED Source (Power Input 24V DC/AC ±10%)










940nm	CM48I9-1040	CM48I9-2040	CM48I9-4080	CM48I9-90120	-
White LED 5000K	CM48W5-1040	CM48W5-2040	CM48W5-4080	CM48W5-90120	-

# Technical Specifications

## Dimensions



## Compatible Accessories

Bracket			Mounting Kit		
 CMA-B01 L-Bracket	 CMA-B02 L-Bracket	 CMA-B03 U-Type Bracket	 CMA-B04 Wall-Mount Kit	 CMA-B05 Wall-Mount Kit	 CMA-B06 Wall-Mount Kit
Alignment Kit	Remote Controller	Power Supply			
 CMA-A01 Laser Alignment Kit	 CMA-E01	 HLG-60H-24 60W Single Output Switching Power Supply			