

AP-FHP-0105-R/AP-FHP-0100-R/AP-FHP-0105-T Hyper PoE Extender

Quick Installation Guide

INTRODUCTION

Rev. 1.1

Model	Power Source	Desc.
AP-FHP-0105-R	DC	Hyper PoE DC in Rx Module, 1x Hyper Port, 1x FE RJ45, 1 DC Jack, -20° C~60° C
AP-FHP-0105-T	DC	Hyper PoE DC in Tx Module, 1x Hyper Port, 1x FE RJ45, 1 DC Jack, -20° C~60° C
AP-FHP-0100-R	PoE	Hyper PoE in Rx Module, 1x Hyper Port, 1x FE RJ45, -20° C~60° C

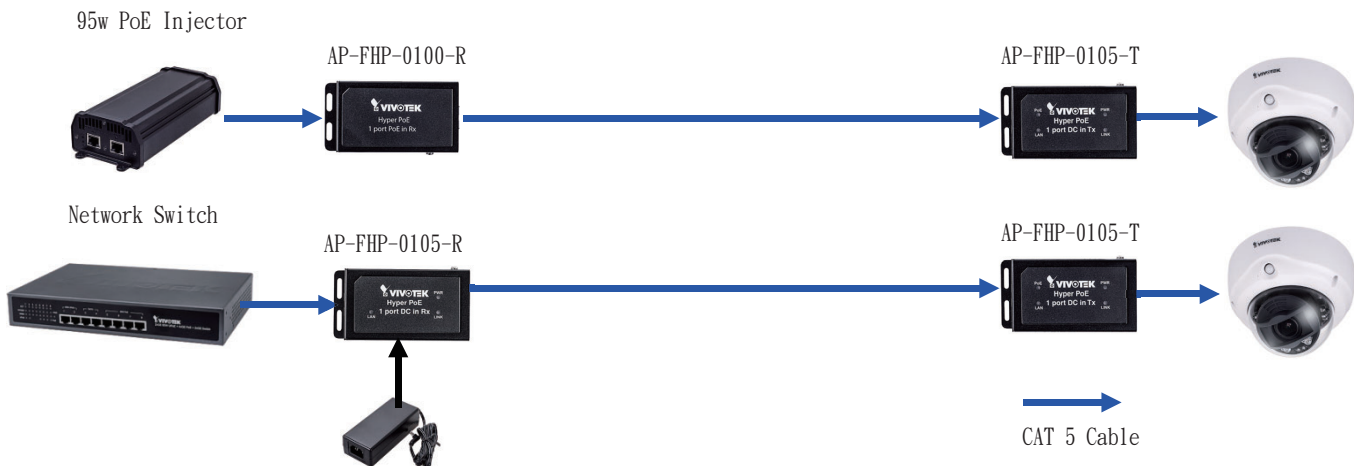
PACKAGE CONTENTS

* 1x Quick Installation Guide	* 1x 56VDC/65W Power Adapter (AP-FHP-0105-R only)
-------------------------------	---

⚠ IMPORTANT:

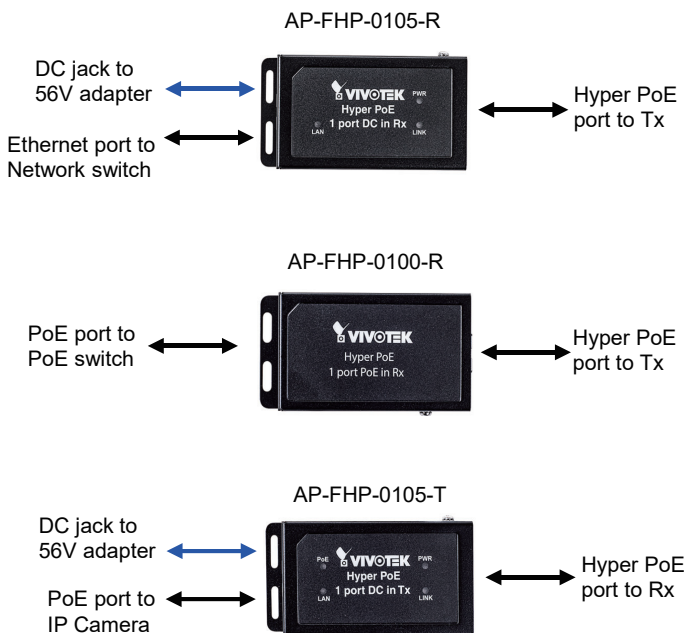
1. Use CAT5e or CAT6 UTP/STP cables.
2. Please avoid using low quality cables, which will seriously limit the cabling distance and power delivery.
3. Make sure the power source is sufficient for your configuration.

CONNECTION

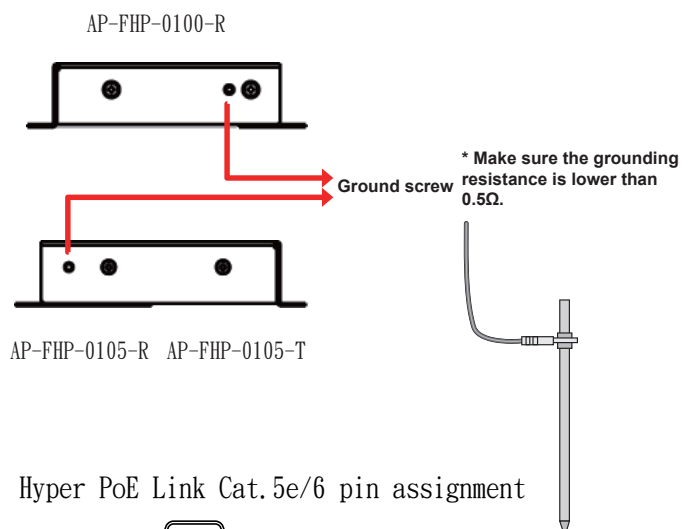


INSTALLATION

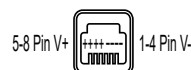
I/O Connection



Grounding



Hyper PoE Link Cat.5e/6 pin assignment



Distance/Power Chart

Length of Ethernet Cable (Cat 6)	Power with AA-420 65W (Watt)	Power with AP-GIC-011A-095 95W (Watt)
300 m (984 ft)	41.2 W	27.7 W
500 m (1,640 ft)	23.9 W	17.2 W
800 m (2,625 ft)	14.7 W	10.5 W
1000 m (3,281 ft)	11.7 W	8.2 W
1200 m (3,937 ft)	8.8 W	5.9 W
2400 m (7,873 ft)	Data only (100Mbps)	Data only (100Mbps)

1. The number comply using 4 pair Cat6 cables.
2. The length of network cable for camera connection is 1m Cat6 cable.
3. The power delivery will vary on the quality of Cat6 cable due to resistance.

LEDs

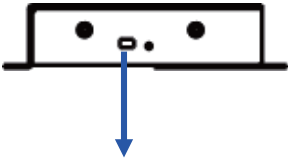
PoE	Yellow ON	PoE: Power port is connected to PD
LAN	Green ON	LAN: Data is being transmitted or received.
	OFF	No connection
PWR	Yellow ON	Power adapter is connected Hyper PoE Extender
LINK	Green ON	Rx and Tx Hyper PoE Extender is connected.

DIP Switch

NOTE: The PoE On/Off switch is only available on AP-FHP-0105-T

Warning : If the PoE port of AP-FHP-0105-T is connected to PoE switch or non-PD device, please switch to PoE Off

DIP#	On	Delivery PoE output to PD device
	Off	No PoE output to PD device



PoE on/off DIP switch



Join: Press 10 ~ 15 seconds to restore default



All specifications are subject to change without notice.
Copyright © 2020 VIVOTEK INC. All rights reserved.